

Care Management PCMH Committee

Person-Centered Medical Home Program Update November 13, 2019



PCMH Program Status

As of October 31, 2019

PCMH Program Participants		Sites		Providers	
9/30/19	10/31/19	9/30/19	10/31/19	9/30/19	10/31/19
123	123	534	541	2,163	2,182

92 PCMH Approved Practices Recognized at NCQA Level 2 or Level 3	19 Glide Path Practices Working towards NCQA recognition	1 Glide Path Renewal Practice Working towards NCQA renewal recognition	16 PCMH Accredited Practices Includes FQHCs
--	---	---	--

Note: 4 Practices have sites in both PCMH & Glide Path Programs

1 Practice has sites in both Glide Path & Glide Path Renewal Programs

PCMH Approved Practices

PCMH Approved Practices

9/30/19

91

10/31/19

92

New Approved Practices: 0

Completed Glide Path: 1

Termed Practices: 0

PCMH Approved Sites

9/30/19

357

10/31/19

360

New Approved Sites: 0

Completed Glide Path: 4

Sites Termed: 1

PCMH Approved Providers

9/30/19

1,522

10/31/19

1,535

Completed Glide Path: 14

Providers Added: 4

Providers Termed: 5

PCMH Adult & Pediatric Practices

92 PCMH Approved
Practices

360
PCMH Approved Sites

37 Internal
Medicine
PCMH
Practices
with **168** Sites

22 Family
Medicine
PCMH
Practices
with **101** Sites

45 Pediatric
PCMH
Practices
with **91** Sites

This data reflects current information through October 31, 2019

*Note: 5 Practices have sites in all 3 categories & 3 Practices have sites in 2 of 3 categories.
Sites are counted once.*

PCMH Glide Path Practices

Glide Path Practices

9/30/19

20

10/31/19

19

New Practices: 1
Completed Glide Path: 2
Practices Termed: 0

1

Glide Path Renewal Practice

No Change

Glide Path Sites

9/30/19

47

10/31/19

46

New Practice Sites: 3
Completed Glide Path: 4
Sites Termed: 0

Glide Path Providers

9/30/19

185

10/31/19

179

New Providers: 8
Completed Glide Path: 14
Providers Added: 0
Providers Termed: 0

**1 Site
3 Providers**

No Change

PCMH Accredited Program Participants

Federally Qualified Health Centers (FQHCs) and FQHC look-alikes are program participants*

PCMH Accredited Participants

9/30/19

16

10/31/19

16

No Change

PCMH Accredited Sites

9/30/19

129

10/31/19

134

Sites Added: 6

Sites Termed: 1

PCMH Accredited Providers

9/30/19

453

10/31/19

465

Providers Added: 31

Providers Termed: 19

*Federally Qualified Health Centers (FQHCs) and FQHC look-alikes are PCMH program participants if they are pursuing and/or have obtained the Joint Commission Ambulatory Care accreditation with or without the Primary Care Medical Home certification as well as NCQA recognition.



PCMH CY2019 Program Recruitment

Recruitment as of October 31, 2019

- **33 Practice Sites**
 - 15 New Practice Sites
 - 18 New Sites from Current PCMH Practices
- **65 Providers**
 - 45 From New Practice Sites
 - 20 From New Sites from Current PCMH Practices

Practice Recruitment Opportunities

13 Practice Sites

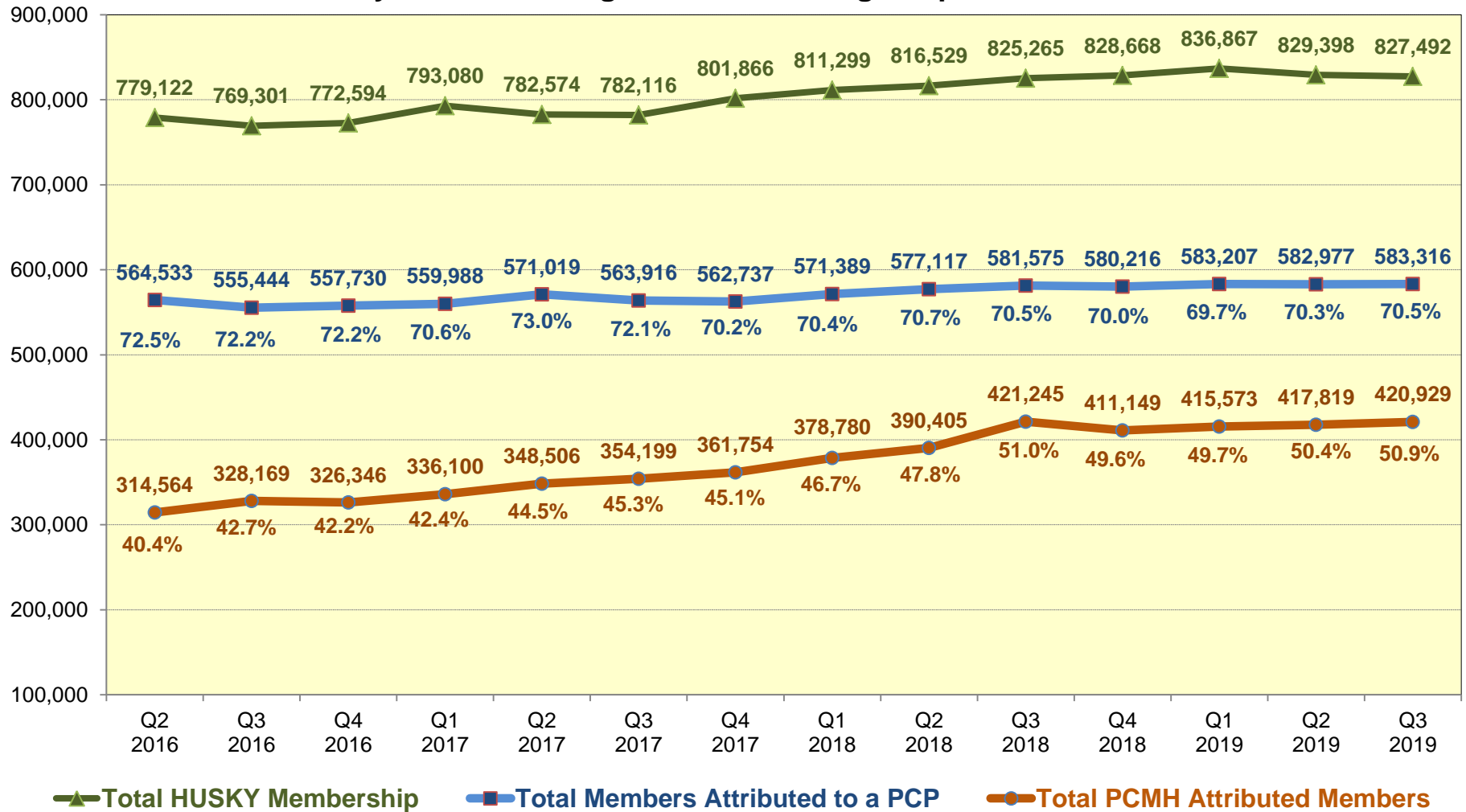
43 Providers

These are eligible primary care practices that are most likely to enroll in the PCMH program in 2019.

PCMH Program Member Attribution

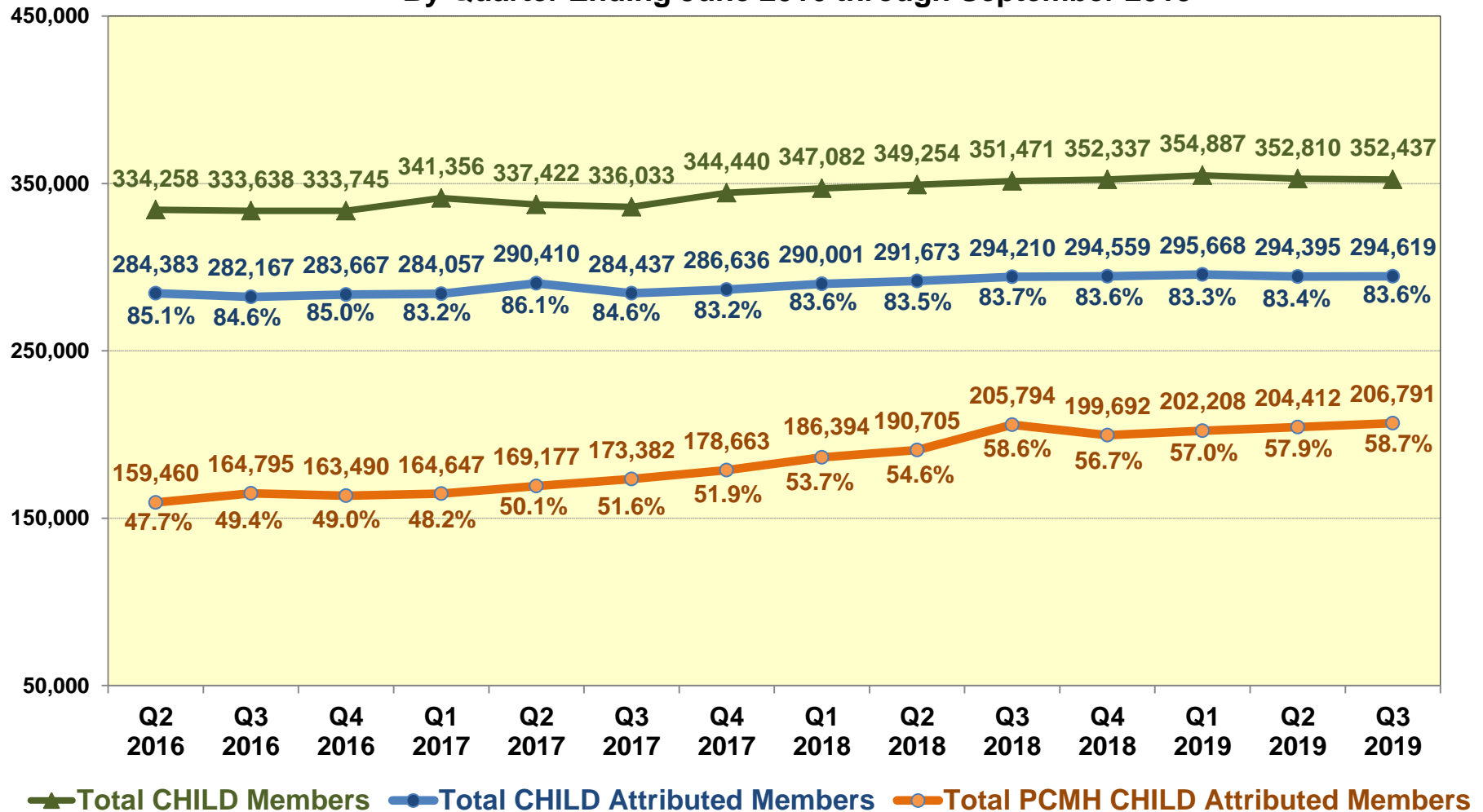
Comparison of Total HUSKY Membership, Total Members Attributed to a PCP,
and Total PCMH Attributed Members

By Quarter Ending June 2016 through September 2019



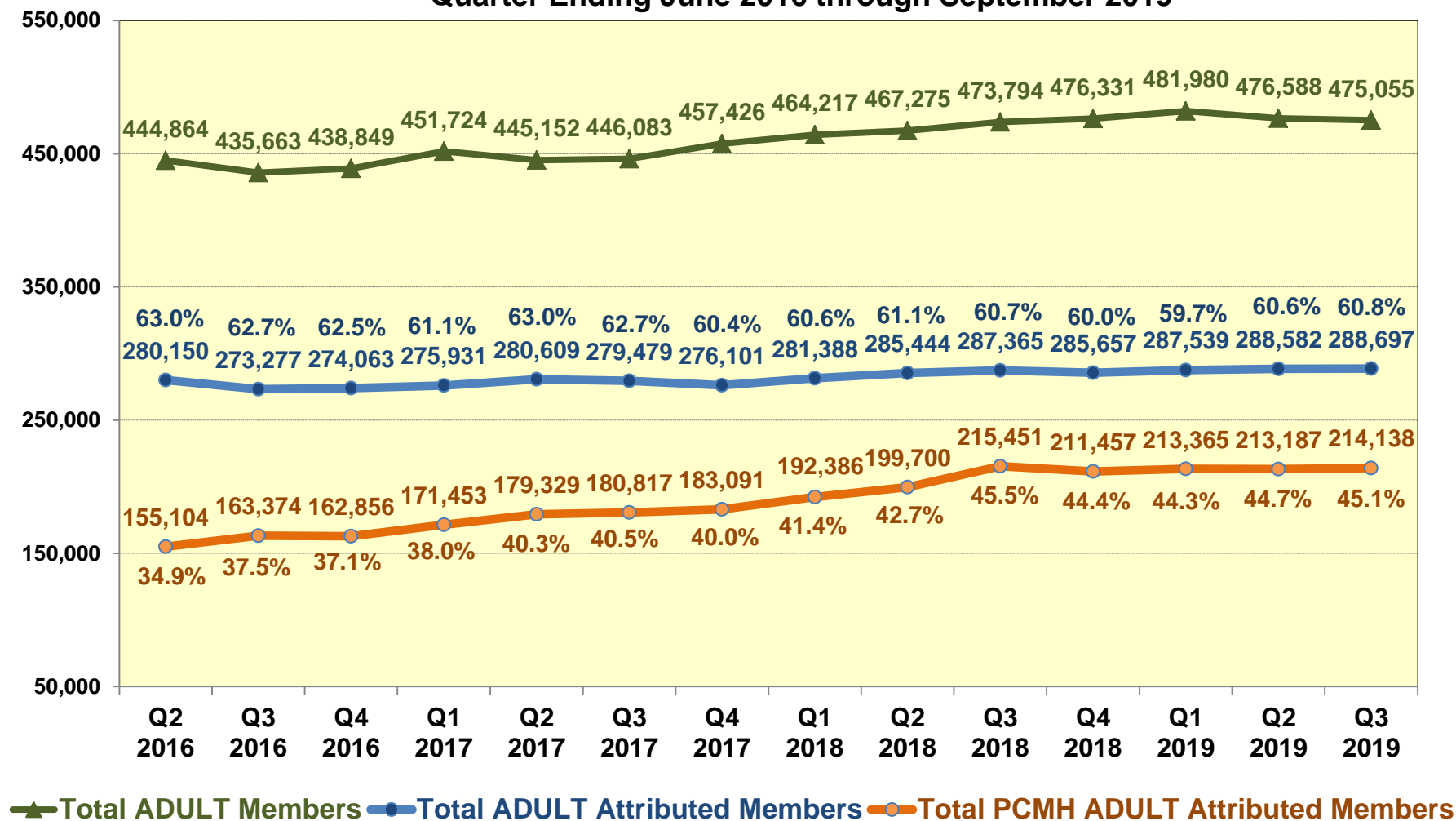
PCMH Program CHILD Member Attribution

Comparison of Total CHILD Members, Total CHILD Attributed Members
and Total PCMH CHILD Attributed Members
By Quarter Ending June 2016 through September 2019

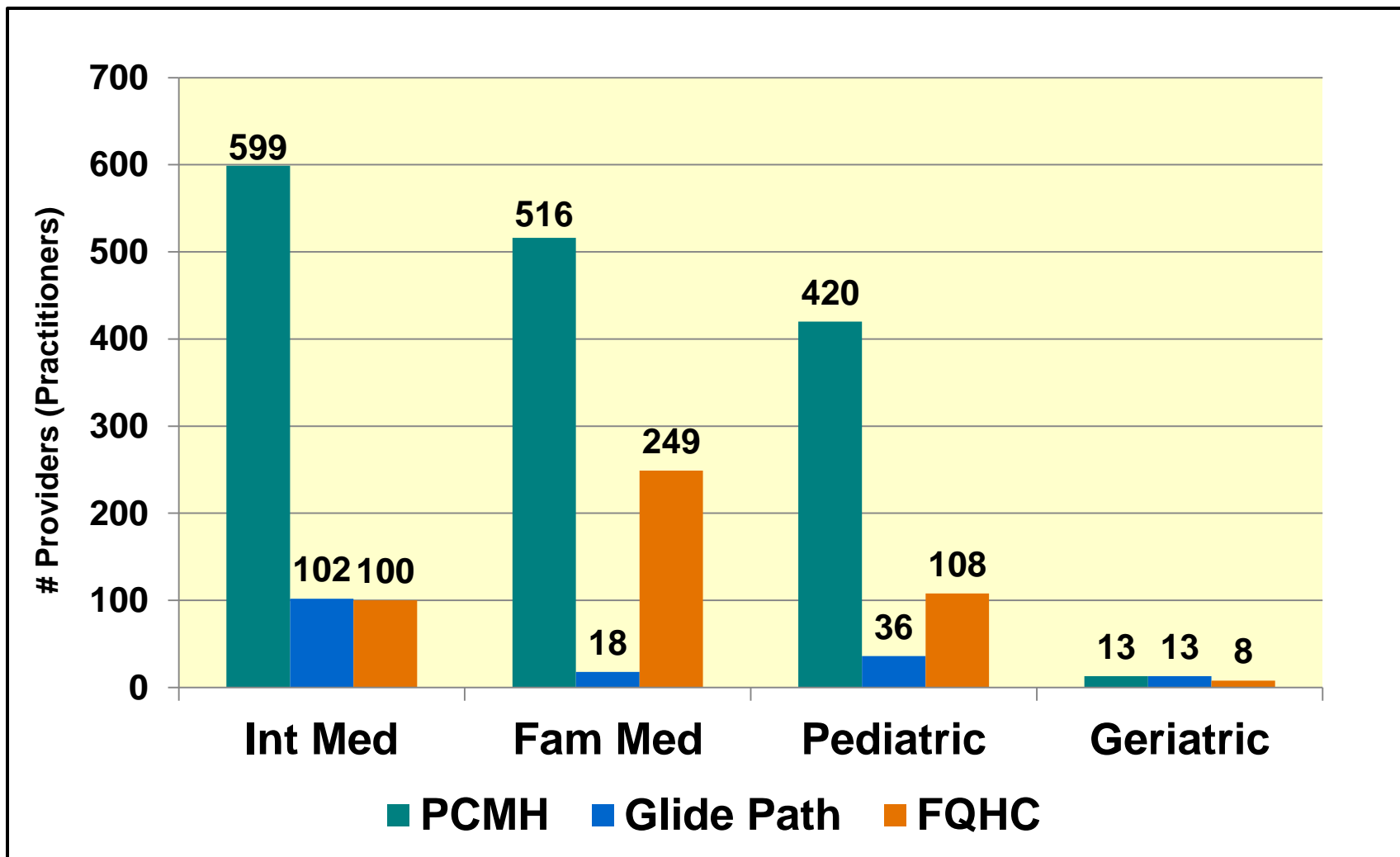


PCMH Program ADULT Member Attribution

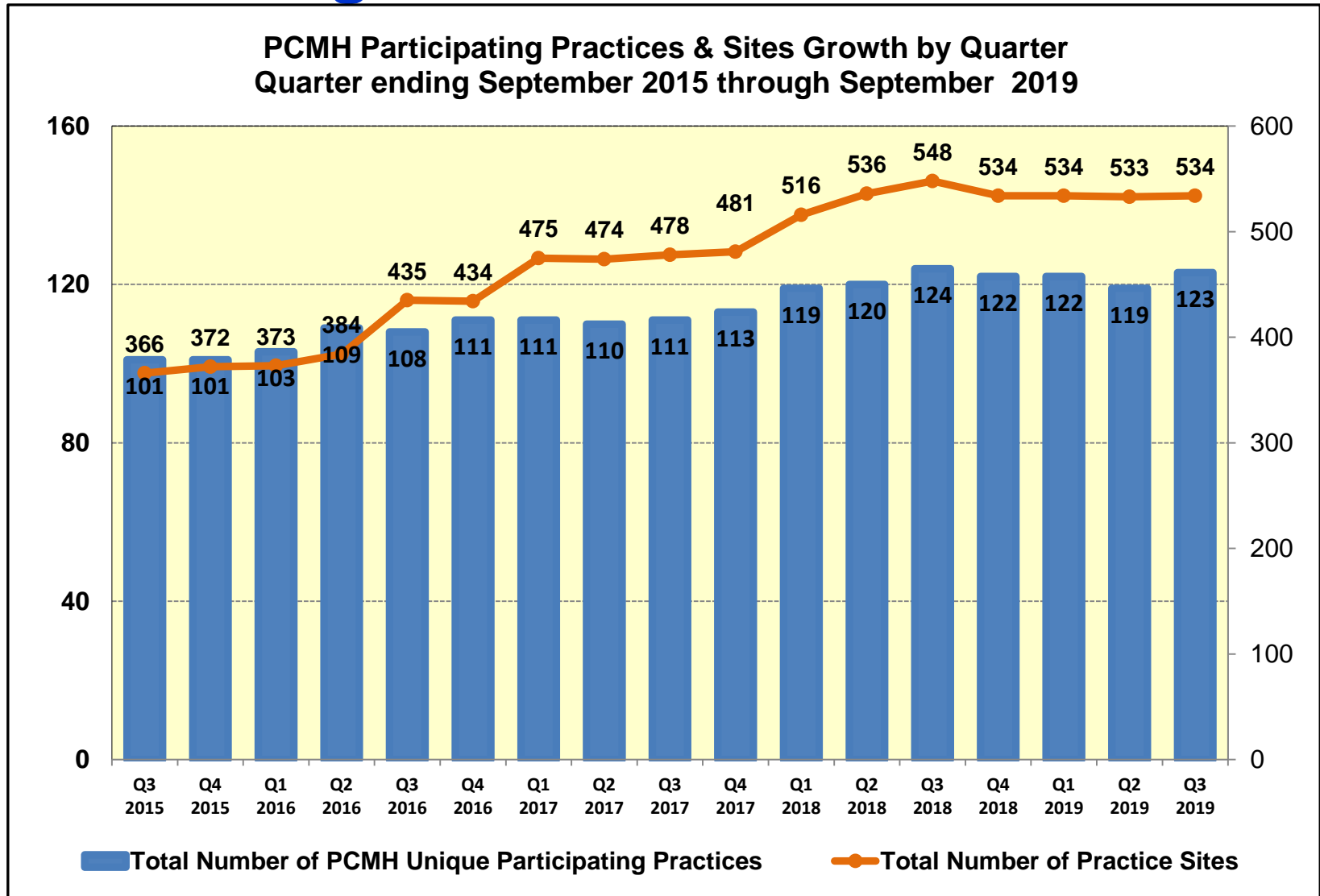
Comparison of Total ADULT Members, Total ADULT Attributed Members,
and Total PCMH ADULT Attributed Members
Quarter Ending June 2016 through September 2019



Provider Specialty by PCMH Program Participation as of October 31, 2019



PCMH Program Growth-Practices & Sites



PCMH Program Growth - Providers

PCMH Total Participating Providers/Practitioners by Quarter
Quarter ending September 2015 through September 2019

